


Mind Buzz ADMIN COURSE



Mind Buzz




ADMIN COURSE

What does an Admin do?



An admin's job is to administer the server. It is to ensure the server is a safe, fun and supportive environment for all other admins, all moderators, all coaches and finally as a result of a happy and supported team the campers will all be well looked after. You are part of a large team so you should seek advice and support from others. You are not in this alone and help is always near. You can keep the peace by muting and banning people but our preferred method is to put people in naughty mode. You can also rank people up to higher ranks, give money, use world edit to fix and improve things and make suggestions to improve the server. As a bonus for your

time and effort you may come to any Myndcraft camp for a huge discount. The discount changes from time to time and can be 50% off, 75% or even free. If you're an admin then you deserve it and we want you to be in as many camps as possible so you can learn how to be a better helper and a better person.



Will people bow down and worship me?

No. They will not nor should they. It may actually be the opposite because some people do not like or respect authority. Think of what some people say about the police. It's often not nice. Your job is like that too and you may not always get the thanks or recognition you deserve. You should not be in it for the power and the glory. If you are then you won't last long on this team.


Mentoring Others

You have a big role on the server to mentor and teach others how to play the game and how to get along. The coach's job is to teach others how to play, the mods job is to sort out arguments and your job is to mentor the Mods and the coaches to be better at helping others and sorting out problems.

Admin Chat

Admins have their own private chat channel in the game. Admins can also look in on other players chats to make sure that people are doing the right thing.

/ac message	activates admin chat channel
/socialspy	turns on the ability to see all private chats on that world



Activity in Forum



We ask that admins check in the forums daily to see what's new. Comment on the threads and offer support and advice. Make it a habit to check what's new and then contribute to it.

What kit do I get?

The Admin kit is bright red so people instantly know you're an admin.


Kit admin contains:

- **99 Arrows**
- **1 Golden Sword "Sword of Sharpness"**
Characteristics: unbreaking: 3, smite: 4
- **1 Bow "Bow of Accuracy"**
Characteristics: power: 5, punch: 2
- **Red Helm "AdminHat"**
Characteristics: unbreaking: 3, protection: 4
- **Red Chestplate "Admin Chestplate"**
Characteristics: unbreaking: 3, projectileprotection: 4
- **Red Leggings "Admin Leggings"**
Characteristics: unbreaking: 3, fireprotection: 4
- **Red Boots "Admin Boots"**
Characteristics: unbreaking: 3, featherfall: 4
- **1 Golden Shovel**



Watched Video ☐

What
special commands
do I get
access to?




You inherit all the commands from the ranks below you.

Admins can do these commands:

TRIAL - ADMIN	
/kit admin	gives you the admin kit
/invsee <playername>	use this to check on people’s inventory
/tp here <name>	teleport someone straight to you
/tptoggle	no-one can TP to you or send you TPA requests

FULL ADMIN	
/give < player > < amount >	gives players objects - use sparingly
/time set < day/night >	sets time to day or night
/gamemode < 1,2,3 >	change gamemode in survival worlds
/clear < player >	clear a player’s inventory

World Edit



Please be careful with world edit. Only world-edit small areas at a time to prevent the server from lagging or crashing. I use a wooden shovel to select point one and then point two and `//copy` and then `//paste/`. You can also `//rotate //set <item number>` I'd be really interested to see what else you use world edit for in the admin forum but remember not to do things for personal gain. As an admin you could use world edit to copy someones house and then move it away from an area that is in disputed ownership. Or you could copy and move a place that is in the way of an admin planned expansion if a railway or something similar. With world edit you use a double slash `//` before the command.

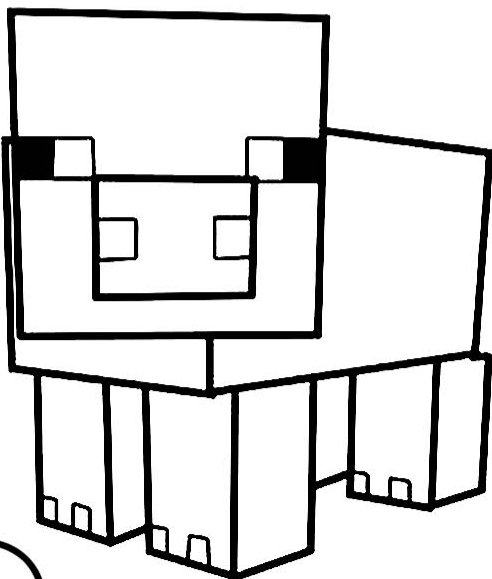
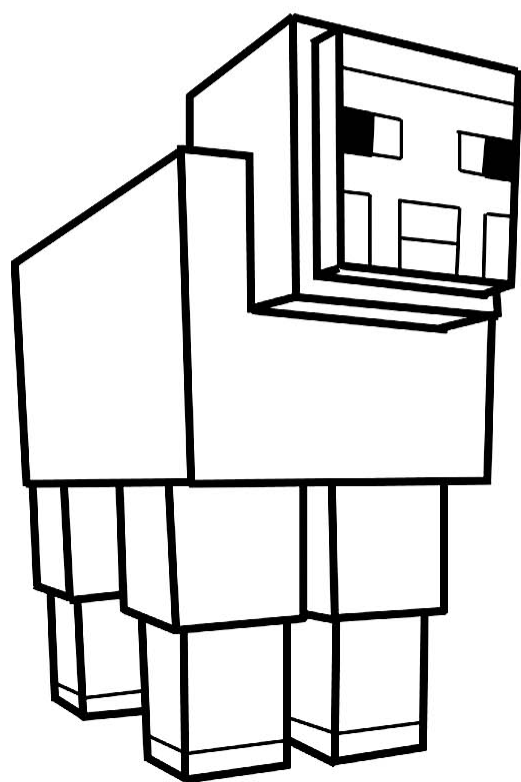
Refer to the blocks and items posters for I.D. numbers to assist using world edit.

<code>//copy</code>	copies the blocks between point one and point two
<code>//paste</code>	pastes what is loaded on clipboard
<code>//schematic load <name></code>	loads a schematic into clipboard
<code>//rotate <degrees></code>	rotates clipboard (use 90 degree increments)
<code>//set <item number></code>	set selection to block or item number

Plots in Creative

Sometimes people max out their plots in creative. This especially happens with the accounts that are used all the time for camps. One of your jobs is to give people more plots of they ask for them. Another big job in creative is to clear incomplete, ugly or offensive builds. Any incomplete builds using my accounts (ending in numbers 2-25) should be removed completely so the plot is claimable again.

/pex user <user> add plots.plot.<#>	adds plots to that person's profile
/plots.admin.command.clear	useful for clearing ugly or incomplete builds
/plots.admin.command.unclaim	use this to make a plot claimable again
/plots.admin.command.copy	copies a plot
/plots.admin.command.paste	pastes what is in clipboard
/plots.admin.command.delete	deletes a plot
/plots.admin.command.denied	lists players denied from that plot
/plots.admin.command.helpers	lists players helping on that plot
/plots.admin.command.kick	kicks a player from a plot
/plots.admin.command.merge	merges plots for a player




Warps

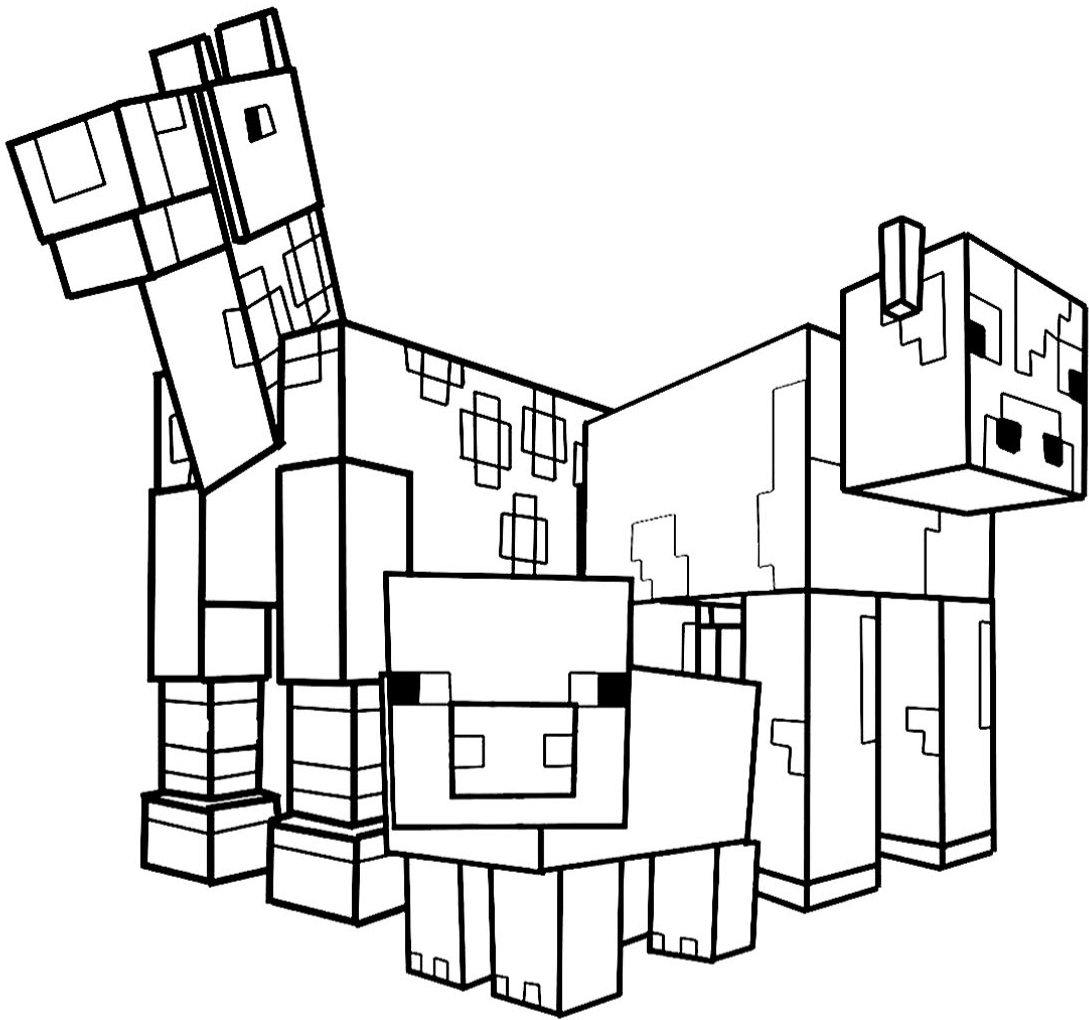
We set warps to each camp. If you or anyone else finds something really cool like a jungle temple, a stronghold, a weird biome, etc. then make a warp to it so that others can check it out.

<code>/setwarp <name></code>	sets a warp
<code>/warps</code>	lists all warps in that world

Economy

You can give players money. This is to be used to reward people for outstanding behaviour such as helping others over and above what is expected, donating resources and being very kind in chat. Rewards are to be used sparingly though as we do not want to train people to expect a reward for everything they do. That will just get annoying and it's teaching them not to do things from their heart but to do them for greed. You can also use the economy to pay people if they lost their money for whatever reason. Admins are asked to always keep a low balance and not participate in any bank balance competitions or leaderboards. If that is very important to you then we suggest you ask to be ranked as a moderator and then you can join in game play as normal.





<code>/money pay <user> <amount></code>	give money to other players from your balance
<code>/eco give <username> <money></code>	give money directly from "economy"
<code>/eco take <username> <money></code>	takes a set amount of money away from a player
<code>/eco set <username> <money></code>	sets someone's balance to a specific number

My own \$ balance


We ask that you always keep your balance low. You are not to have your own shops either. If you want to participate in the economy and have shops etc then better you go back to a being an awesome moderator. There is a list of high income earners on the server and it should never contain admins as admins have access to game mode, and the /money pay command.

<code>/baltop</code>	admins should never be on this list
----------------------	-------------------------------------

Admin claims-protecting things

Admin claims can be used to protect things like the railway line, camp warps (so no-one builds too close) and things like instructional signs, the admin shop etc. You are not to claim massive areas with it and it's not to be used for personal gain. You need to do /adminclaims each time you click done with your golden shovel and be sure that it says admin-claims otherwise it will be a personal claim.


<code>/adminclaims</code>	activates admin claim (must be done each time)
---------------------------	--

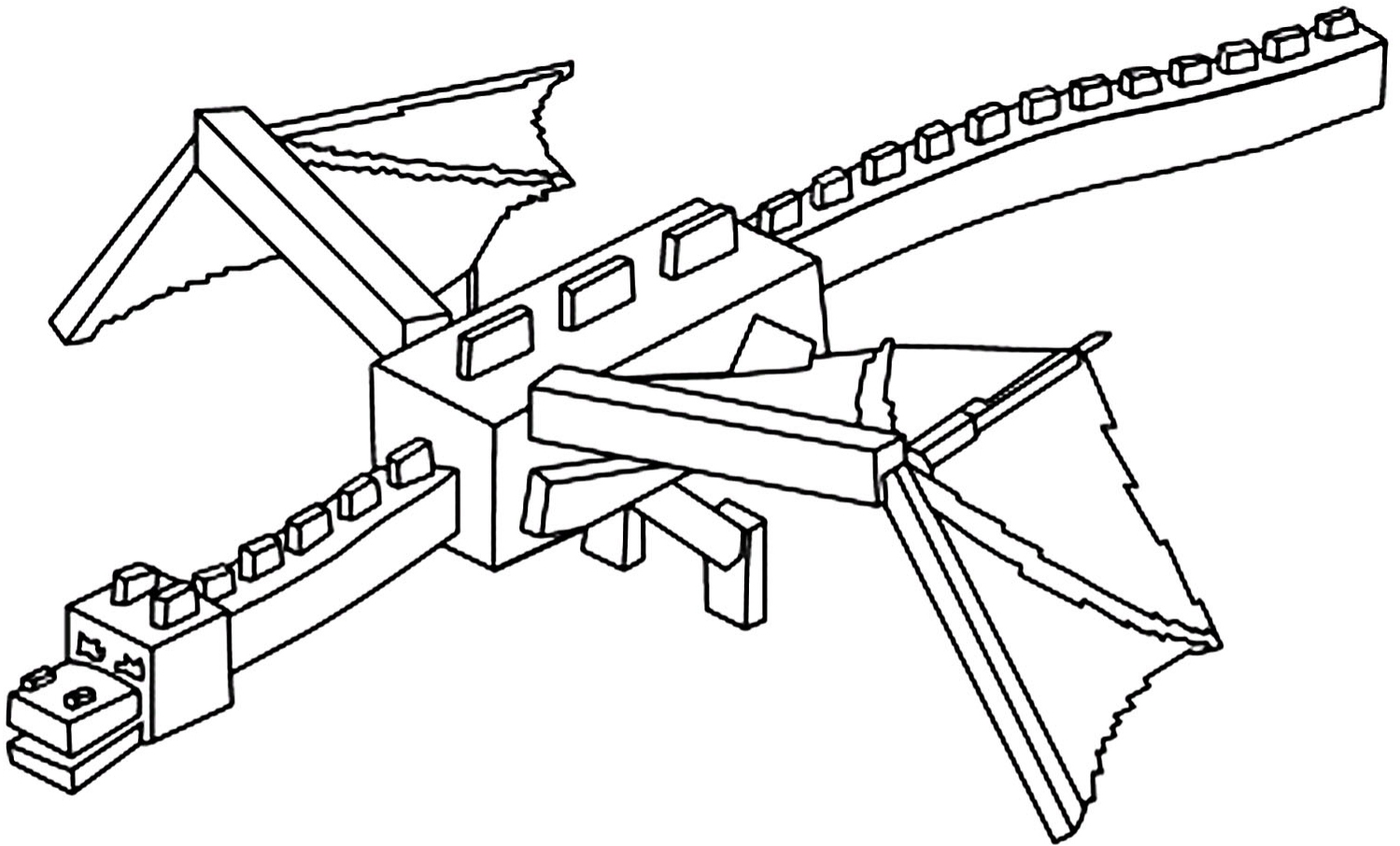


Giving is not caring

The give command is to be used sparingly. It can be used to replace peoples lost or stolen items and possibly for giving things such as string but really that and all other hard to find items can be bought at a premium from the admin shop. The number one rule is effort so if someone wants something bad enough then they can earn the money to buy it or spend the time and effort to go and find it.

<code>/give <player> <item number> <quantity></code>	gives players items
--	---------------------





Ranking people up and down

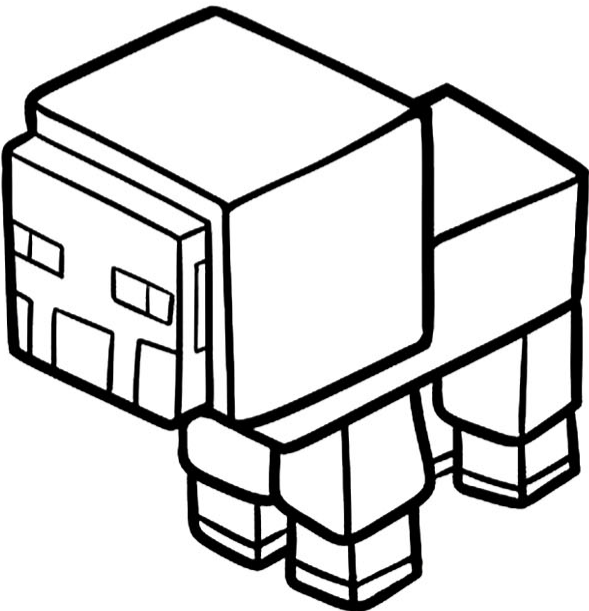
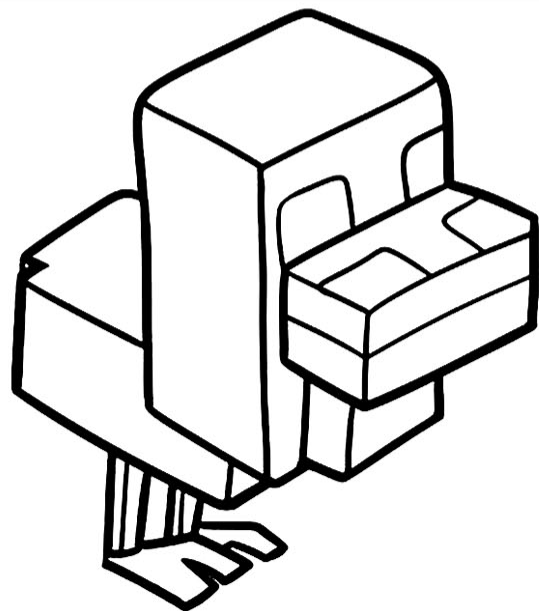
Admins can rank people all the way up to admin level. For someone to be ranked up another player needs to nominate or endorse them. You must not skip levels as everyone needs to progress fairly through the server. Please record all promotions to trial mod, full mod and trial admin onto the Google docs referred to in the skype chat. If you have any doubts about ranking someone up then don't do it. Trust your intuition as it knows more than your conscious brain. Always follow your gut instinct. When ranking people up to trial mod, mod, trial admin or admin it must be discussed with other mods and admins in the skype chat and general agreement must be reached.

<code>/pex <user> group set <rank></code>	changes someone's rank
---	------------------------

Game Mode


Admins have access to Game Mode. These are not ever to be used for personal gain. That is known as **corruption** or **fraud** and in the real world people go to jail for that. You are to use Game Mode only to sort out problems and allow you to get around the server easier. You are not to build anything for yourself in Game Mode and you are not to help others build in game mode either. You may fix grieved builds in game mode. Other players are not to see you working in Game Mode as it's very unfair. The servers number one rule is **EFFORT** and using Game Mode while others are working hard is certainly not congruent with that rule.

/gm c	game mode creative
/gm 0	game mode survival
/gm 1	game mode creative
/gm 2	game mode adventure
/gm 3	game mode spectator - useful for searching underground




OP'ing

OP'ing has been turned off on the server because we had a lot of trouble with people OP'ing themselves and others and because it's a hub server with MYSQL databases the permissions go across all servers and things get messed up really badly, really quickly. MrBuzzz is the only one who can OP people and it has to be done through the console. If you see anyone OP'ing then its from a hacked client and they are to be warned to cease and desist and then banned if they continue. They may need to be I.P. banned too.



Banning people - Unbanning people



Banning people is to be a last resort and only after several warnings. You also need a second opinion from another admin and you need to document your reason. Bans should be short and follow the guidelines set out in the moderator course which we will repeat below so you know exactly what to do. I.P. banning is to be used if the same player is joining again using a different account. use it sparingly as I.P.s change and it would be a shame to have a player unable to join because his I.P. was banned even though it was not him.

/banip <username>	bans a users I.P.
/aackick <player>	use naughty mode rather than this one
/aacban <player> <time>	ban someone from the server for a set period of time
/aacunban <unban>	unbans a player

Reasons

You must give reasons when giving punishments. A lot of players do not understand or know they have done something wrong so they need a reason so that they will learn not to do it again. It also helps if a parent wants an explanation as we can tell them the “reason” their kid got a certain punishment.

Good reason for muting:

Swearing rudely on 3 occasions is a ban - you will now be muted to help you make a better choice.

Good reason for muting:


“Spamming is using the same letter/phrase over and over again - you are now being muted”

Good reason for naughty mode:

“Constantly annoying an admin - when someone asks you to <action>, please do it immediately”

Good reason for naughty mode:

“You have had 3 clear warnings not to <behaviour>. You can now have time out in naughty mode”



Punishment Guidelines

You have the right to be more lenient or strict than these guidelines based upon your judgment of the situation and the input of other staff.

Grief of Blocks/Property

(wood, stone, ores etc.)


- **Small Grief** 1-5 blocks: Naughty mode 1hr
Second offense: Full day ban
- **Large Grief** - > 5 blocks: 3 day ban

Theft of Normal blocks

- **Petty Theft**
Less than a stack: Naughty mode 1hr
Second offense: Full day ban
- **Misdemeanor Theft**
1 - 3 stacks: Full day ban
Second offense: 5 day ban
- **Grand Theft** - 4+ stacks : One week ban

Valuable Items

- **ANY** theft of valuable items: 5 day ban



Punishment Hierarchy

Order of Punishments

Do not skip and go straight to most severe punishment. You must give players the chance to improve their behaviour and make better choices.

Raging/Flaming in chat


1. Warning
2. Mute
3. Naughty Mode

Grief

1. Naughty Mode
2. Ban

Theft

1. Naughty Mode
2. Ban



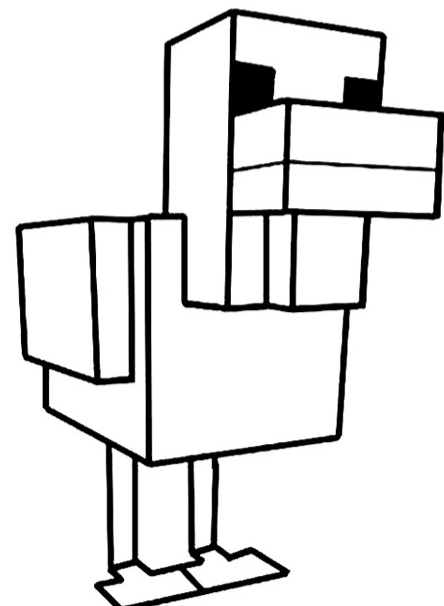
Ban Notifications

Within two hours of a ban an announcement must be made on the forums explaining to the banned person and other staff the punishment in more detail.

Example Ban Notification


- Date Submitted:
- In-Game Name:
- Time:
- Reason (include screenshots if you can):

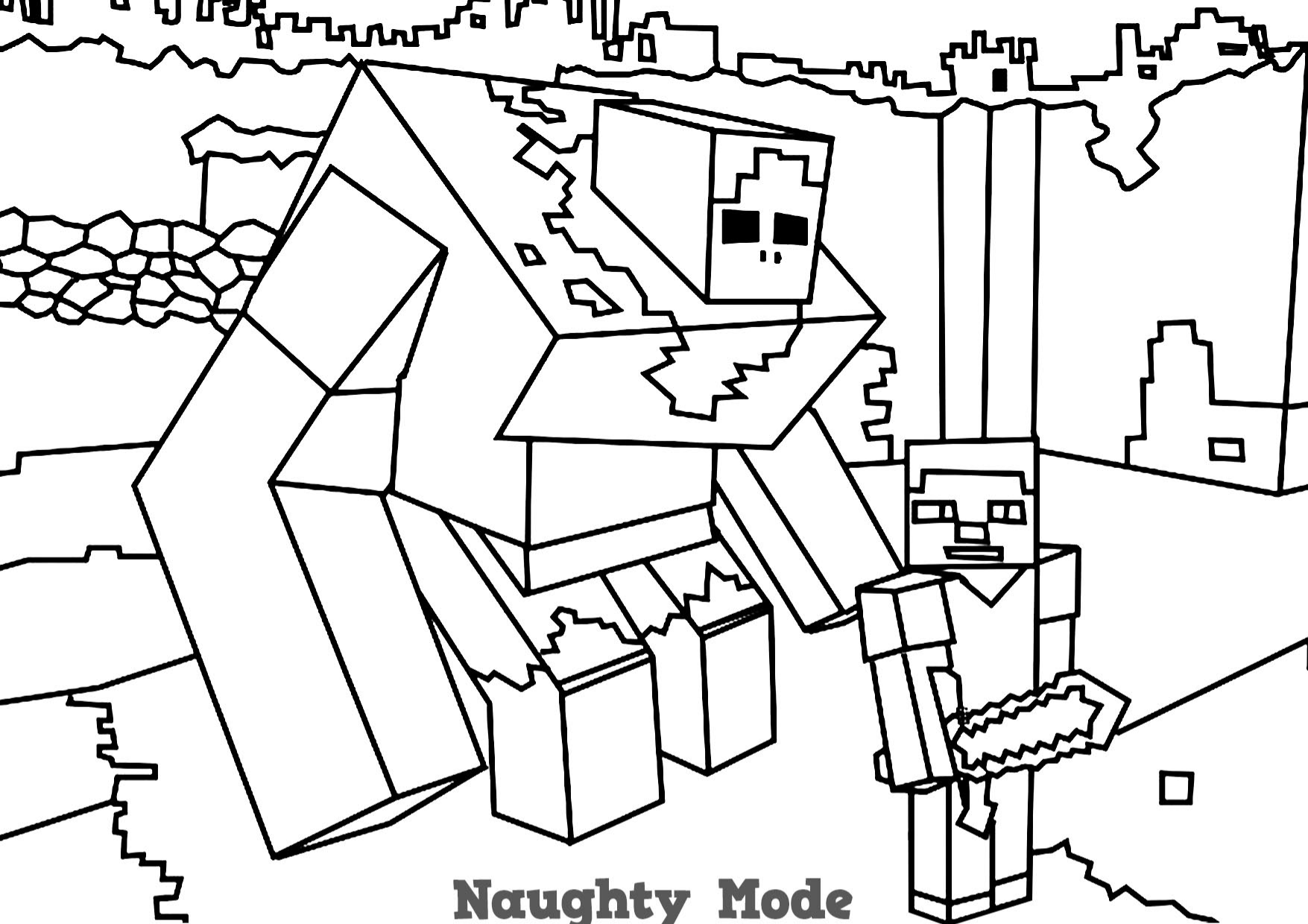
Failing to do so will see you demoted.



Illegal items

If people have stacks of diamond blocks or spawners or anything that is extremely hard to get then they probably got them illegally. You need to investigate that and make sure they did not get them from mining or finding a village etc. It's easy to jump to conclusions and think they are doing the wrong thing but we need to slow down and hear all sides of the story before taking any action. If I see shops with exotic items going cheap I just simply buy them all then clear my inventory. It saves argument and it takes those items out of circulation on the server.





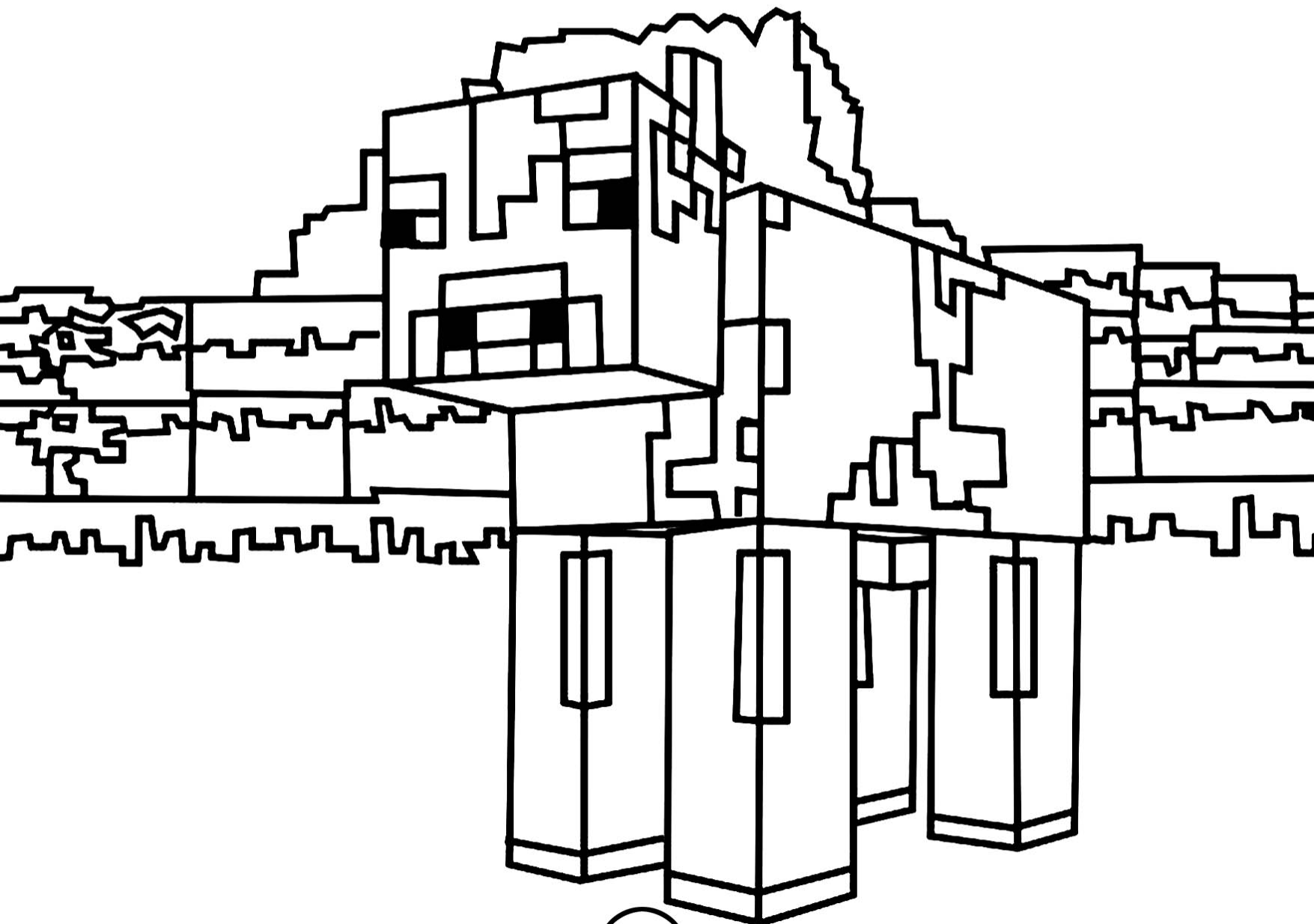
Naughty Mode


Putting players in naughty mode is preferred to kicking or temporary banning them off the server. Basically he or she just quietly roams around unable to break, or place blocks or chat or really do anything so that they won't bother other players. The naughty mode is a time-based gamemode. It will automatically expire so you don't have to worry about taking them off Naughty Mode. It is a lot like spectator mode but not as useful.

/naughty help	displays the help menu
/naughty list	lists players currently in naughty gamemode
/naughty add <player> <time>	puts <player> in the naughty gamemode for [seconds]
/naughty remove <player>	removes <player> from the naughty list

Abusing Powers

It's very easy for admins to abuse their powers. We have a log of all commands done on the server and it is really simple to just search by name to see all commands done by that particular person. If you abuse your powers you will probably get caught and then you will get demoted or even kicked off the server completely. As an admin we have placed a lot of faith and trust in you and we expect to be treated well in return. If you abuse that then that shows really bad character and we do not want that kind of person mentoring others on the server. Always do the right thing as you are in training for your adult life. People who abuse power as adults are morally corrupt and are the lowest of the low in terms of character and they usually end up in jail.






Arguments between kids are mostly because one person or often both do not feel heard or understood by the other person. These fights can often be diffused by an admin or mod stepping in and listening to both sides of the story using /msg to talk directly and then repeating back what both people said so that they feel heard and validated.

Resolving Arguments with Other Staff

If you have any disagreements with Mods then refer to other admins for advice and support. You are not to gang up on players or other staff and if arguments escalate both parties will lose their ranks. Arguments between admins will generally see you both demoted because we only want mature and calm people as Admins. Please seek help from MrBuzzzz as soon as any problems come up as we do not want to lose two or more admins because you are arguing.

Can I Lose My Rank?

Yes you can and if you don't follow the rules you certainly will lose your rank. Generally you will just get put down to the next rank down as a lesson and then you are given the chance to earn your rank back. **Effort** is the number one rule of this server.



What's Next?

Once you're over 16 you could get paid to help out at Minecraft Camp events. There is also opportunities to take on tutoring and counselling roles for the online courses. Don't forget also that there are other ranks such as Youtuber and Builder and that is something that should be worked towards too.

